

Shelves for Exterior and Interior Dutch Doors

Scan for
More Information



Dutch doors are a popular design trend for both exterior and interior doors. If you are considering a dutch door for your space, consider a shelf to provide a stylish and practical touch. Shelves are available in any type of wood and any width to match your door. Dutch shelf installation can be a do-it-yourself project or you can order your door from your Authorized Dealer with the shelf already installed.

Interior Dutch Door Shelves

These two options are to be installed on top of the bottom section of an interior door that has a straight dutch cut. Make sure to indicate the width and thickness of the door when ordering.



9524

For interior 1-3/8" or 1-3/4" dutch doors with straight dutch cut 3/4" thick, 8-3/4" deep. Make sure to specify door width.



9525

For interior 1-3/8" or 1-3/4" dutch doors with straight dutch cut 3/4" thick, 4-3/8" or 4-3/4" deep. Make sure to specify door thickness and width.

Exterior Dutch Door Shelf

This option is to be installed on top of the bottom section of an exterior door. The bottom of the shelf is pre-grooved to sit snugly on the bottom half of the door and the predrilled brackets support the shelf (screws not included – requires four 1-1/4" long #6 wood screws). Make sure to indicate the width and thickness of the door as well as the type of dutch cut when ordering. Please note: the bottom section will have a straight dutch cut to accept this shelf. And to create a weathertight seal, make sure the top section has either a Dutch & Rabbet with Dado cut or a Dutch & Rabbet with Kerf cut.



9526

For exterior 1-3/4" and 2-1/4" dutch doors, 3/4" thick, 7-1/8" deep, brackets predrilled. Make sure to specify door thickness, door width and type of dutch cut (screws not included – requires four 1-1/4" long #6 wood screws).

9526 Exterior Shelf (Bottom View)

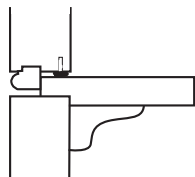
Brackets pre-drilled for countersunk screws

Grooved to fit on bottom section of door

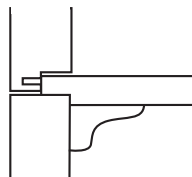
2-1/2"

3-1/2"

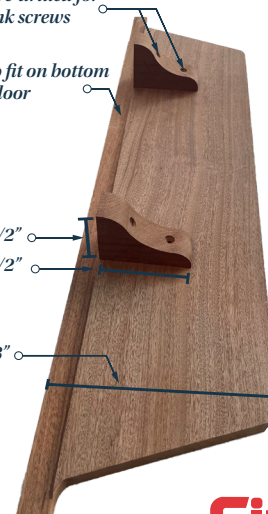
7-1/8"



Shelf With Dutch & Rabbet with Dado



Shelf With Dutch & Rabbet with Kerf



Simpson[®]
Door Company

